


# Engage



Imagine floating high above land and sea on a bed of clouds, silently sweeping by on a billowing breeze. Back down to earth, let's take a walk outdoors. But what should we wear? Wellington boots? A sun hat? Maybe a warm coat? How do we know what the weather will be like today? Let's explore together.




## Splendid Skies



# Express

Lets read our favourite weather stories, sing our favourite songs and go outside to enjoy our favourite types of weather. We could even make some sun catchers. Lets also enjoy looking back at our topic books together. What did we enjoy? What went well? What did we learn? What will we remember forever?

Lets become weather watchers. Lets make a class weather station to find out about the weather this week.



# Innovate

### English:

- \* Fiction: Little cloud by Eric Carle
- \* Narrative (traditional tales): Jack and the beanstalk, Chicken lickin, Once upon a time by Nick Sharratt, You choose fairy tale, Mixed up fairy tales by Hilary Robinson
- \* Non-fiction explanations using a selection of weather books and also The rhythm of the rain by Grahame Baker Smith
- \* Poetry appreciation: Out and About; A First Book of Poems by Shirley Hughes
- \* A poem a day for the year: I am the seed that grew into the tree

### Maths:

- \* White Rose block eleven = Geometry: Position and direction
- \* White Rose block twelve = Number and place value within 100.
- \* White Rose block thirteen = Measurement: Money
- \* White Rose block fourteen = Measurement: Time

### Science:

- \* Observe changes across the four seasons and describe how day length changes across the year.
- \* Investigate windy and rainy weather using toys, models or simple equipment.
- \* Compare shadows made by different objects and materials.
- \* Explore the sun by observing objects, materials, living things and changes over time. Sort and group the findings
- \* Use simple equipment to measure and make observations of temperature. Observe and describe weather.
- \* Perform simple weather tests and gather and record simple data in a range of ways.
- \* Talk about what they have done and say, with help, what they think they have found out.

### Art:

- \* Describe and explore the work of a significant weather inspired artists such as Berndnaut Smilde, Henry Rousseau, Turner, Monet, Seurat and Gustave Caillebotte
- \* Identify similarities and differences between two or more pieces of art.
- \* Use textural materials, including paper and fabric, to create sun catchers and simple collages of seasonal trees

### Design and Technology:

- \* Identify features and landmarks on an aerial photograph or plan perspective.
- \* Construct simple structures, models or other products using a range of materials. Make a weather station

### Geography:

- \* Identify patterns in daily and seasonal weather.
- \* Locate hot and cold areas of the world in relation to the equator.
- \* Identify the similarities and differences between Antarctica and Africa.
- \* Carry out fieldwork tasks and collect data to identify characteristics of the school grounds or locality.

### History:

- \* Understand the term significant and explain why a significant individual (Sir Francis Beaufort) is important.

### Computing:

Rising Stars Unit 1:6 We are celebrating. Creating a card digitally.


**RE:** Unit 1:3- Who is Jewish? What do they believe and how do they live? Compare religions. Discuss as a class.

**PE:** Athletics and yoga activities in preparation for a day of sports. Explore moving in different ways and learn to control these movements.

**PSHE:** Jigsaw unit 6—Changing me. Learning about ourselves, our emotions and how we grow and change

### Children will learn about:

# Develop





## Splendid Skies



# Ideas for home learning



- ♦ Explore with shadows. What shapes can you make?
- ♦ Learn to fly a kite. You could even have a go at making your own one.
- ♦ Make your own weather station so that you can keep track of the temperature, how much rain has fallen, wind direction etc.
- ♦ Keep a weather diary. Do you notice any patterns?
- ♦ Have a go at making some paper airplanes and parachutes. What were your best designs?
- ♦ Visit your local library and find some books all about weather.
- ♦ Write and illustrate your own weather inspired story. Will it be a story or an information book?
- ♦ Take photos of different weather when they happen.
- ♦ Make some weather inspired artwork. Explore painting, drawing, collage and sculpture.

